



TO SHOP ONLINE, PLEASE FOLLOW THE BELOW STEPS

1 Go to Pharmed website www.pharmed.co.za

2 Click on the “Shop Online” icon as highlighted by the cursor displayed below



- The screen below will be displayed



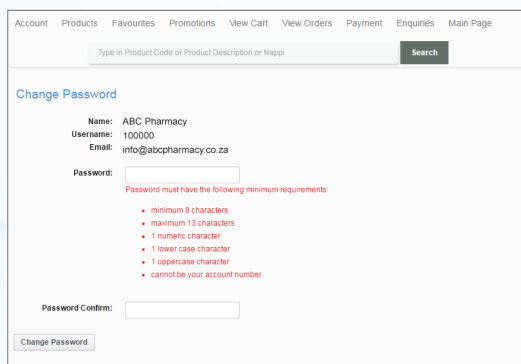
3 When you login in for the first time: Type in your account number in the “Account Number” tab and type in your account number again in the “Password” tab

4 Click on login

5 Upon entering your account number as your username and password, you will see the following message displayed

Success!
An email has been sent to the email address provided with your account username & password. If you have not received this please contact us

6 You may use the One Time Password emailed to you, once you login, a message will displayed to prompt you to change your password

A screenshot of the Pharmed 'Change Password' form. The form is titled 'Change Password' and shows user details: Name: ABC Pharmacy, Username: 100000, Email: info@abcpharmacy.co.za. There is a 'Password' field with a red error message: 'Password must have the following minimum requirements:'. The requirements are: minimum 8 characters, maximum 13 characters, 1 numeric character, 1 lower case character, 1 uppercase character, and cannot be your account number. There is also a 'Password Confirm' field and a 'Change Password' button.

Please note the below when changing your password

Password must have the following minimum requirements:

- minimum 8 characters
- maximum 13 characters
- 1 numeric character
- 1 lower case character
- 1 uppercase character
- cannot be your account number

7 If your One Time Password was not changed you will have to go to the “Forgotten Password” option the next time you login, as the initial One Time Password would have expired

8 Once your password has been reset, you will be able to access the shop online.

9 Start shopping